

Use Bitcoin

Savings account
Amounts > USD 100

1. Create a Bitcoin wallet and backup

Click on the blue "Bitcoin" button. Write down the 12 words you'll see on the screen on a piece of paper. NO screenshot, NO digital copy. You can recover your money with these 12 words.

2. Get Bitcoin address

Press the Receive button and you'll be presented a QR code and a line of numbers and letters. This is your bitcoin address, an invoice.

3. Receive bitcoin

Copy and send the QR code or the complete line of letters and numbers to the person who wants to send bitcoin to you. Once paid, your wallet will notify you that the payment has been received. Payment in (on-chain) bitcoin can take some time.

4. Send bitcoin


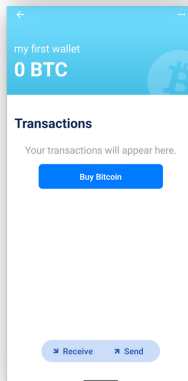
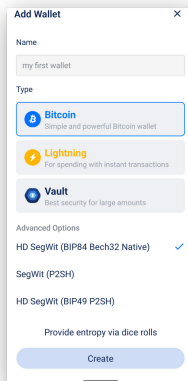
Press Send and scan the recipients QR code. Enter the amount, set the transaction fee (low fee, slow payment / high fee, faster payment), check and approve payment.

Important:

The "Lightning" wallet functionality is for imports from external wallets or your own node only! Use Phoenix.

FAQs:

<https://bluwallet.io/docs/create-bitcoin-wallet/>



Install your first Bitcoin wallet

1 - Download "Blue Wallet"



App Store


Google Play

2 - Open it and follow the directions on the left.



Install your first Lightning wallet

1 - Download "Phoenix"



App Store

Google Play

2 - Open it and follow the directions on the right.

Use Lightning Bitcoin

Daily spendings
Fast micropayments

1. Create a Lightning wallet and backup

Create new wallet, click on the gear wheel, choose Recovery phrase. Write down the 12 words you'll see on the screen on a piece of paper. NO screenshot, NO digital copy. You can recover your money with these 12 words. Optional: save your seed in the Cloud. Choose Display to set your local currency.

2. Receive Lightning bitcoin

Press Receive to generate a new invoice, add the amount, share it with the person who wants to send satoshis to you.

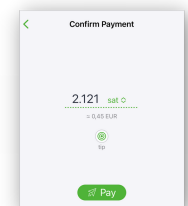
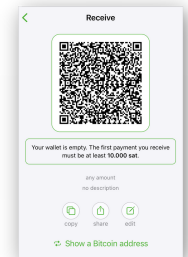
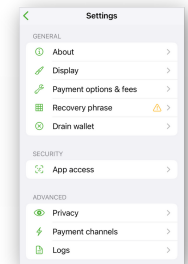
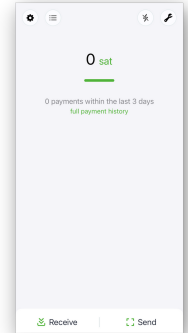
The wallet needs channels connected to the network to receive and send funds. This is why you need to pay a fee, whenever a new channel needs to be created. The first time min. amount to receive is 10,000 sats. The wallet will deduct the fee automatically. That's the price for security = self-custody. In the longterm you'll save on fees compared to the traditional system and no one can steal your funds. (Wallet of Satoshi is easier but custodial and not open source.)

Once paid, your wallet will notify you that the payment has been received. Payment for lightning is immediate. Be sure your app and phone is online (check the bolt).

3. Send Lightning bitcoin

Press Send and scan the recipients QR code or paste the invoice you received. Check and pay.

FAQs: <https://phoenix.acinq.co/faq>



Own Your Money

You **don't need** a bank, permission, identification, or to be wealthy to use bitcoin.

Bitcoin, can not be inflated, forged, or stopped by anyone.

Your bitcoin is harder to steal than cash.
Your payments can't be censored.
Your bitcoin can't be frozen like a bank account.
But **ONLY** if you have the backup/keys (12 English words) !
With these your bitcoin are YOURS alone!

This is called self-custody or non-custodial. Turn the page and you'll find installation guides for self-custodial wallets.

Self-custody
Your keys, your bitcoin.

If you buy bitcoin at an **exchange** or use a **custodial wallet** like Wallet of Satoshi, it's like money in the bank. It can be frozen; it can be lost; what you own and what you do with your money can be tracked. This is called custodial.

Custody
Not your keys, not your bitcoin.

Use bitcoin in **self-custody** as shown in this brochure and use it with your family, friends and business partners.

Never share your backup/keys with anyone or store them digitally or make screenshots.

No financial advice.
Do your own research.

What is Bitcoin?

Bitcoin is not a scam.

Bitcoin is mobile money that works without a company or government behind it. It's a technology like the internet.

You can own fractions of a bitcoin called satoshi. There are no transaction limits. Fees are low. Taxes can't be deducted automatically.

How to detect a scam

It's a scam, if you NEED to

- buy a starter package
- bring a friend or family member
- do monthly payments

No need to JOIN Bitcoin!

It's an open network that anyone can use without permission.

- Bitcoin doesn't promise profits.
- Bitcoin's price is volatile. Save it for 4-5 years or spend it immediately.

Use cases

- Earn bitcoin (online work, podcasting, gaming, become a developer...)
- Receive remittances (low fees)
- Pay locally and abroad (low fees)
- Ask your local shops to accept bitcoin
- Exchange it peer-to-peer to USD or local currency (ask for the commission)

Learn more at www.bffbtc.org

Bitcoin

The People's Money

Like cash only digital

Use it from person to person

No need for a bank
or a registration

No corporate control

Community money

